



UATYA rooftop series

Available in base, 2-, 3- and
4-damper versions



Extensive feature package
included in all Made-To-Stock
and Made-To-Order models



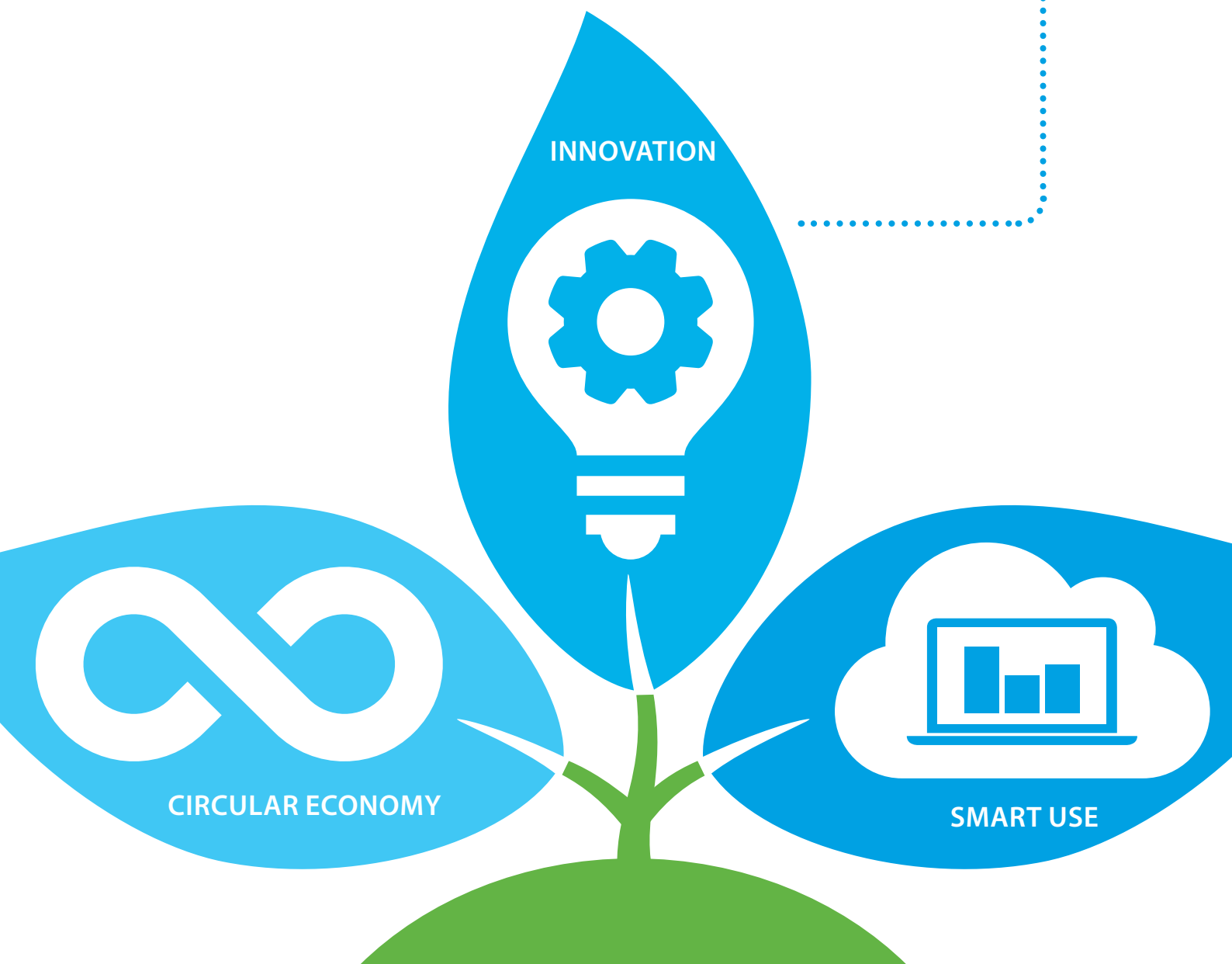
BLUEVOLUTION

R-32

Creating a sustainable future together

Determined to reduce our environmental footprint, we aim to be CO₂-neutral by 2050. A circular economy, innovation and smart use – these are the stepping stones on our path.

The time to act is now. Join us in creating a sustainable future for HVAC-R.





INNOVATION



2013

First R-32 split
Ururu Sarara



2016-2017

Full range of optimised
Split and Sky Air R-32 units.
Launch of R-32 and HFO
chillers.



2018

Daikin Altherma
heat pump range
on R-32



2020

VRV 5, the first fully
optimised VRV for
R-32 refrigerant



2021

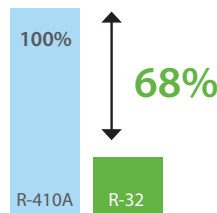
Launch of complete
rooftop portfolio with
R-32 refrigerant

Continuing our path to lower CO₂ equivalent solutions through **innovation**

Since the launch of Ururu Sarara in 2013, the first air conditioner to use R-32 refrigerant, we have worked to convert our portfolio to lower GWP refrigerants. The launch of the new rooftop series, a completely newly developed portfolio specifically for R-32 refrigerant, is the latest evolution.

Advantages of R-32

- > Lower Global Warming Potential (GWP): only 1/3rd of R-410A
- > Higher energy efficiency
- > Single component refrigerant, easy to handle and recycle




Potential global warming impact

-68%

potential global warming impact

Ahead of the F-gas phase down targets

Thanks to the shift to R-32 we stay ahead of the F-gas regulation phase-down targets. In times where the HVAC-R market is growing fast, this enables us to do our business in a sustainable way, while securing future growth.



With people in mind

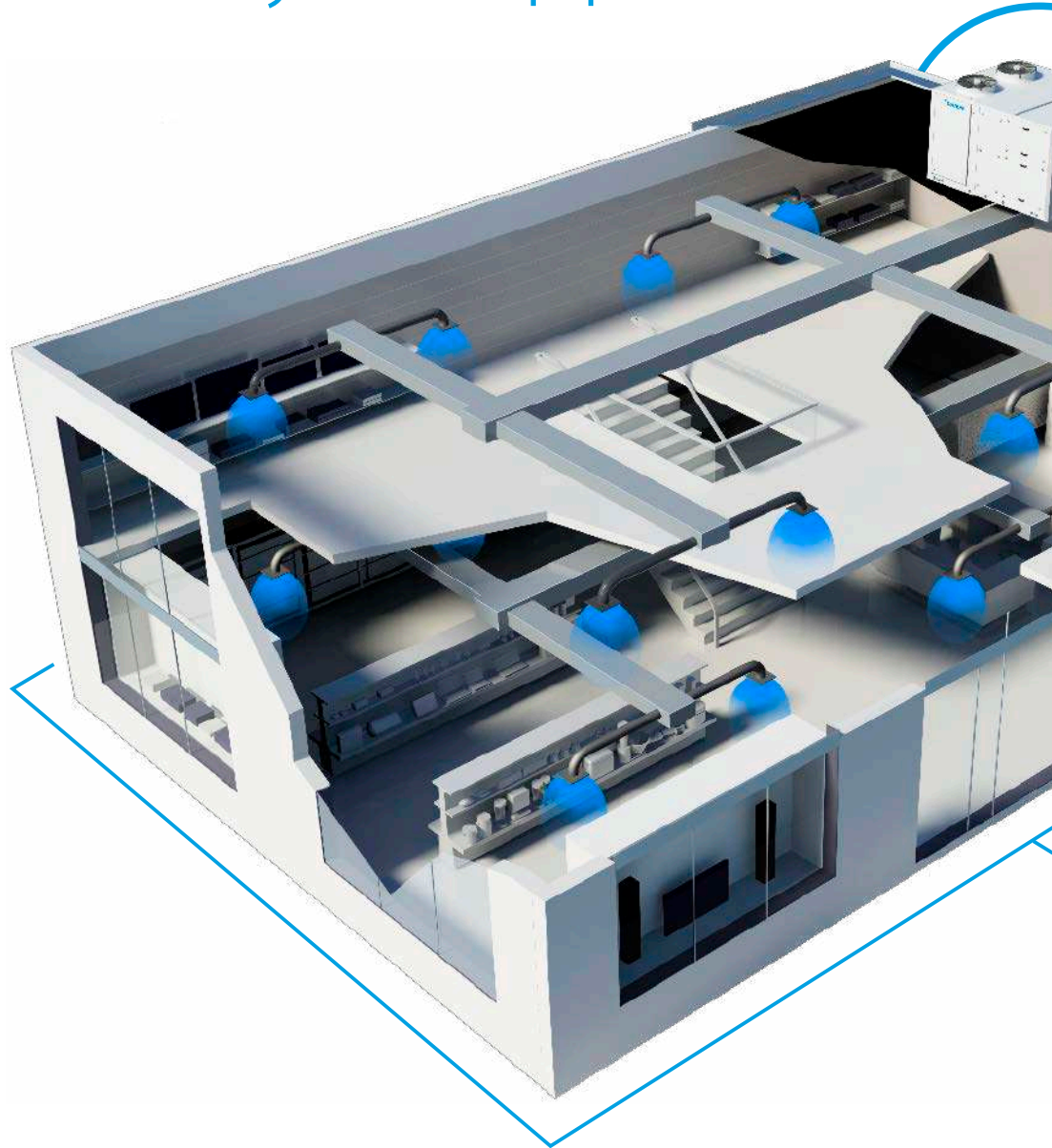
Daikin has the ambition to bring you:

- > the most sustainable system;
- > easy and versatile to install;
- > with credible data.



Daikin rooftops


Flexible to suit your application



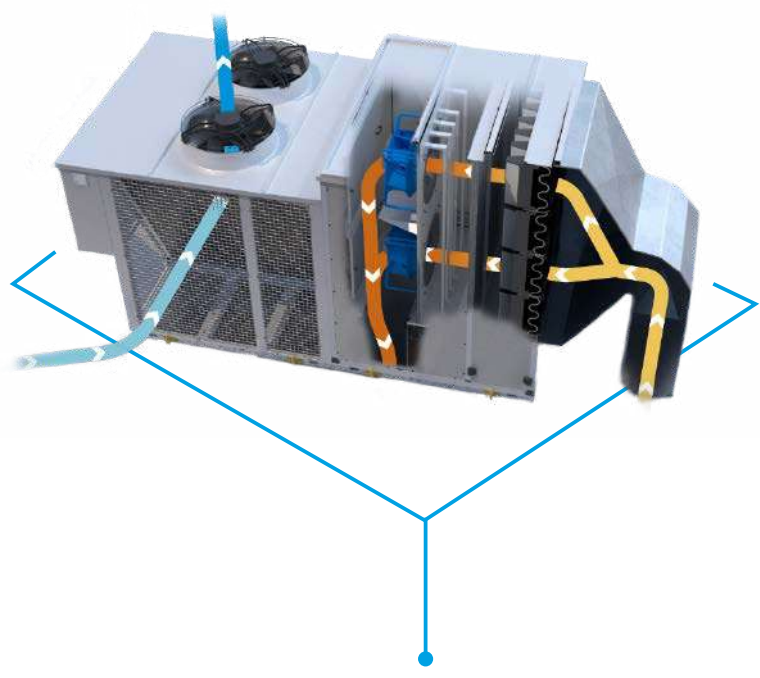
Rooftop for Retail & Department Stores

Retail & department stores need challenging design because of **limited space and complex building structure, containing different floors and spaces**. Daikin rooftops provide the solution:

- › Ductwork can be connected flexibly to optimize installation space.
- › High efficiency EC plug fans are maintenance free, limiting the downtime of the system for maintenance.
- › Extraction damper and fan ensure there is no overpressure in the building and air circulation is optimised.
- › High indoor air quality can be guaranteed thanks to integrated fresh air provision and multiple air filtration possibilities.



Supply and extract ducting ensures even distribution in the building.



Plug & play installation as indoor and outdoor are in one package.

Rooftop for Warehouses & Industry

For building managers and engineers, warehouses or industrial applications can pose serious HVAC **challenges because of their size and unique design**. Daikin rooftops provide the solution:

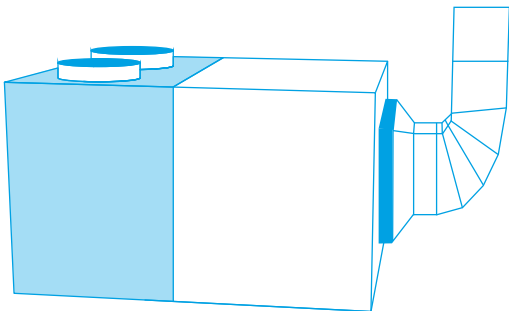
- › Indoor/outdoor packaged unit and factory charged refrigerant provide cost-effective installation.
- › High ESP up to 800Pa allows extensive ductwork to evenly distribute the air across a large space.
- › Scroll compressor and free cooling ensure highly efficient 24/7 operation.
- › Clogged filter alarm indicates when filter needs cleaning, ensuring optimum operation and minimized energy consumption.



Wide range
of R-32 rooftop units to cover your needs



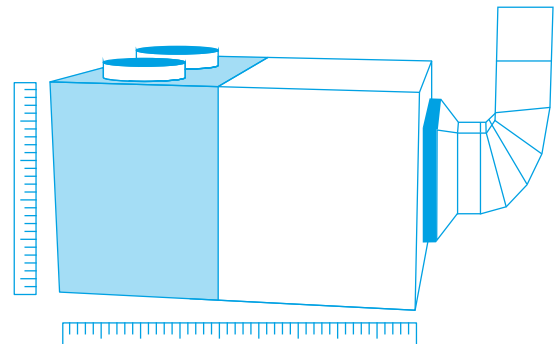
Made-To-Stock units (MTS)



48 predefined units readily available from stock

- › Fast delivery
- › 3 versions: Base, 2 dampers and 3 dampers
 - › Thermodynamic heat recovery available on full FC3 range
- › Extended capacity up to 190 kW!
- › Comes with a wide range of standard integrated features

Made-To-Order units (MTO)



Fully customizable units for maximum flexibility

- › Almost infinite configuration possibilities thanks to wide choice of options
- › 4 versions: Base, 2 dampers, 3 dampers and 4 dampers
 - › Thermodynamic heat recovery available on full FC3 range
 - › Premium efficiency plate heat exchanger available on RS4 range
- › Extended capacity up to 190 kW!
- › Comes with a wide range of standard integrated features
- › Easy selection via selection software: rooftop.daikin.eu

Standard integrated features on all Made-To-Stock and Made-To-Order units

1 R-32 refrigerant

- › Top sustainability thanks to the use of low GWP (675) refrigerant
- › Single component refrigerant, easy to re-use and recycle



BLUEEVOLUTION

2 Inverter driven compressors

- › Great year-round seasonal efficiency
- › Available up to 120 kW models

3 Increased capacity range up to 190 kW!

- › More flexibility to tackle larger projects with a small footprint



4 25 mm double skinned panels

- › Ensuring long-lasting life and providing good thermal and sound insulation

More standard integrated features

- › ISO Coarse 75% filter (G4) (standard for MTS only)
- › Standard clogged filter alarm
- › Flexible air delivery
- › Hydrophilic aluminum fins on indoor and outdoor unit side
- › Mesh coil guard on outdoor heat exchanger
- › Factory mounted drain pan with heater
- › Single operation voltage-free contact
- › Power supply connection safety through max/min voltage relay and reversed phase connection

5 Full color touch display

- › Intuitive to use
- › Better visualisation of unit parameters



6 Integrated connectivity

- › Direct integration into Daikin intelligent Touch Manager BMS (via BACNET protocol)
- › Easy integration in 3rd party BMS systems via Ethernet port (BACnet TCP/IP & Modbus TCP/IP) or 3-cable port (Modbus over RS485)



7 Selection software

- › Easy selection of the correction unit and options based on location conditions
- › Direct availability of technical drawings



Select and configure your rooftop now!

rooftop.daikin.eu



8 BIM objects

- › All made to stock units available as Revit, IFC, Archicad and AutoCAD files
- › All made to order units available as Revit



Download our objects now!

bim.daikin.eu

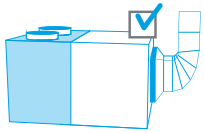


4 versions to choose from

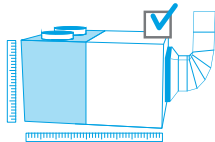
UATYA-BBAY1

High installation flexibility and easy servicing

- › Easy to install 'plug and play' concept plus single installation configuration; no additional piping is required since indoor and outdoor sides are pre-connected
- › High efficiency and reliable scroll compressor
- › Factory pre-charged refrigerant ensures clean and efficient operation

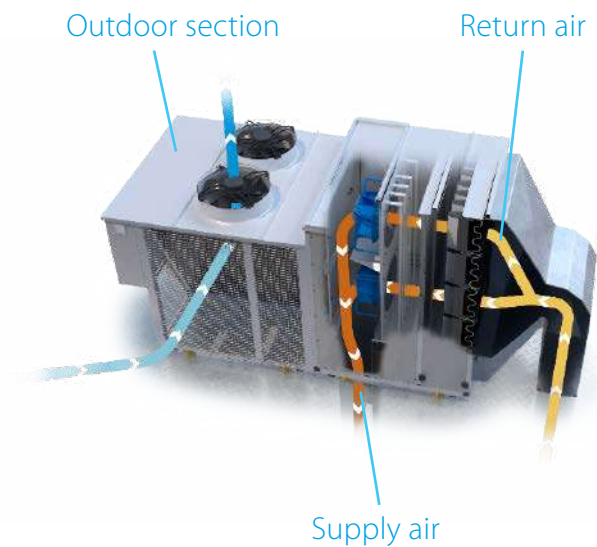


Made-To-Stock units (MTS)



Made-To-Order units (MTO)

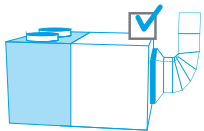
HEATING OPERATION EXAMPLE



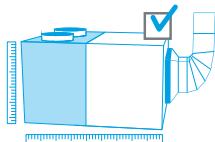
UATYA-BFC2Y1

2 damper version, with integrated fresh air

- › Free cooling with up to 100% fresh air possible
 - › Improved air quality
 - › Energy saving using fresh outdoor air to cool the building
- › Includes all Base model features

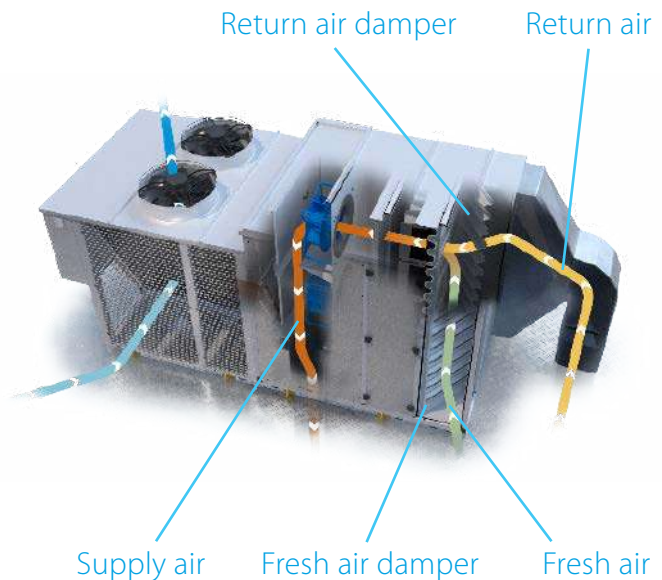


Made-To-Stock units (MTS)



Made-To-Order units (MTO)

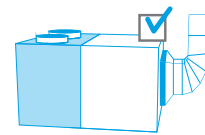
HEATING OPERATION EXAMPLE



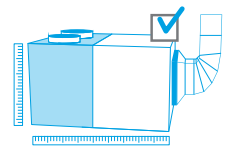
UATYA-BFC3Y1

3 damper version, with integrated fresh air and extraction

- › Extraction damper integrated
 - › Eliminates excessive overpressure in the building
 - › Including high efficient extraction fan for optimum air circulation in larger buildings
- › Thermodynamic heat recovery
 - › Saves energy by recovering waste heat through the outdoor heat exchanger
 - › Available on all models
- › Includes all FC2 model features

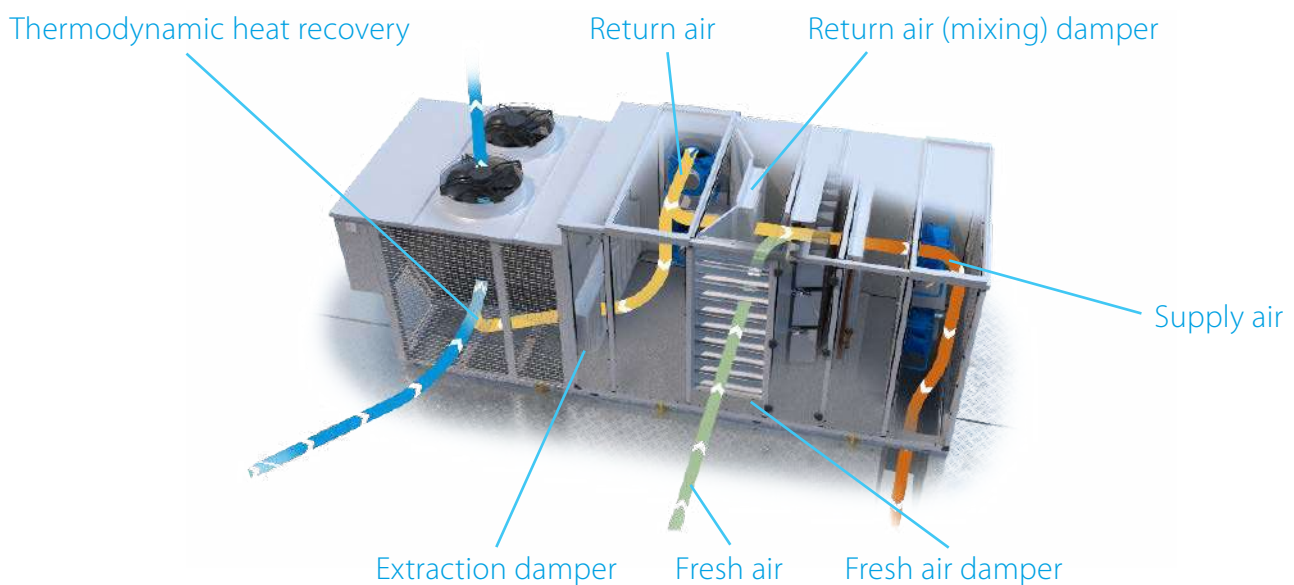


Made-To-Stock units (MTS)



Made-To-Order units (MTO)

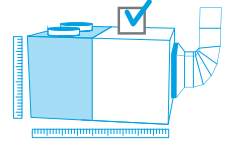
HEATING OPERATION EXAMPLE



UATYA-BRS4*

4 damper version, with integrated fresh air, extraction and plate heat recovery

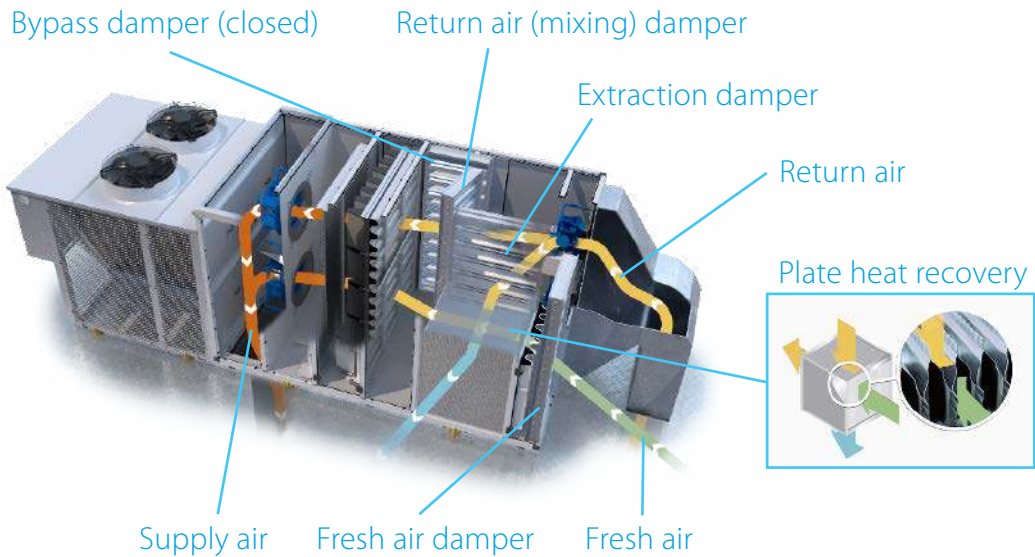
- › Premium efficiency counter flow plate heat exchanger
 - › Recovers up to 58% waste heat from the return air
 - › Available in 50% and 100% return air heat recovery
- › Bypass damper to allow plate heat exchange or free cooling
- › Additional thermodynamic heat recovery available up to 50kW models
- › Includes all FC3 model features
- › Only available as Made-To-Order model



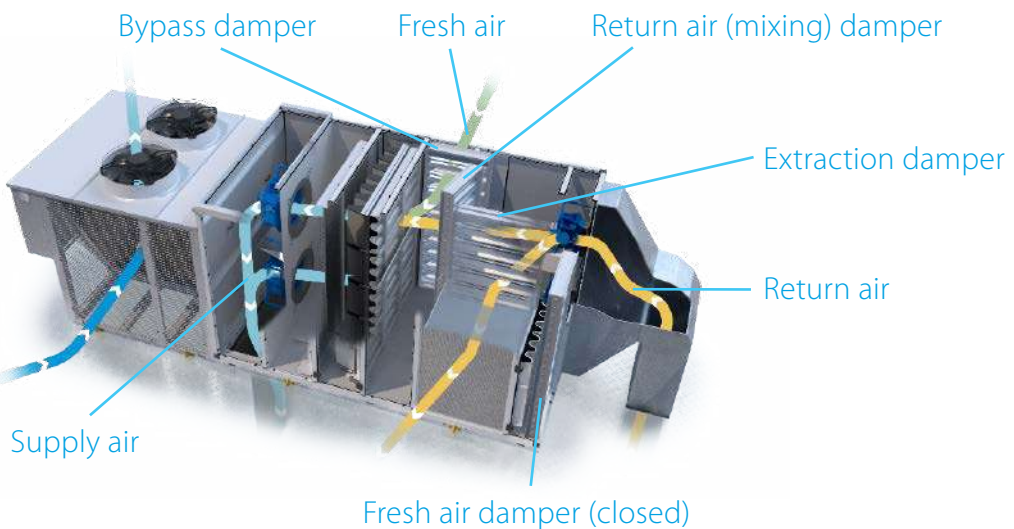
Made-To-Order units (MTO) only

* Indicative model name. Correct model name to be retrieved from selection software.

PLATE HEAT RECOVERY MODE IN HEATING OPERATION



USE OF BYPASS DAMPER IN FREE COOLING MODE



EC plug fan

size options to allow different ESP values



Products overview rooftops

Capacity class (kW)

Type	Model	MTS Product name	Refrigerant	Version	25	30	40	50	60	70	80	90	100	110	120	140	150	160	180	190	
Air cooled Heat pump	Rooftop unit With extensive base package for high installation flexibility and easy servicing - 'Plug and play' for easy installation - High efficiency - Field convertible return and supply air - Direct integration with Daikin or third party BMS - Factory pre-charged refrigerant	UATYA-BBAY1	R-32	MTS MTO	•	•	•	•	•	•	•	•	•	•	•	•	•	•	•	•	
	Rooftop unit 2 damper version with integrated fresh air - Free cooling with up to 100% fresh air intake - Comes with all Base model features	UATYA-BFC2Y1		MTS MTO	•	•	•	•	•	•	•	•	•	•	•	•	•	•	•	•	
	Rooftop unit 3 damper version with integrated fresh air and extraction - Integrated extraction damper eliminates over-pressure - Thermodynamic heat recovery, recovering waste heat - Comes with all FC2 model features	UATYA-BFC3Y1		MTS MTO	•	•	•	•	•	•	•	•	•	•	•	•	•	•	•	•	•
	Rooftop unit 4 damper version with integrated fresh air, extraction and plate heat exchanger - Premium efficiency plate heat exchanger, recovering waste heat - Comes with all FC3 model features	UATYA-BRS4*		MTO	•	•	•	•	•	•	•	•	•	•	•	•	•	•	•	•	•

* Indicative model name. Correct model name to be retrieved from selection software.

Field applied accessories for Made-To-Stock units

	BASE series (UATYA-BBAY1)				FC2 series (UATYA-BFC2Y1)				FC3 series (UATYA-BFC3Y1)											
	25-30	40-50	60-70	80-120	25-30	40-50	60-70	80-90	100-120	140-190	25-30	40-50	60-70	80-100	110-120	140-180	190			
Air treatment	Filter ISO Coarse 75% (G4)	2x UATYAC7SA + 2x UATYAC7SB (Standard for MTS)	3x UATYAC7SA + 3x UATYAC7SB (Standard for MTS)	6x UATYAC7SB (Standard for MTS)	12x UATYAC7SC (Standard for MTS)	12x UATYAC7SC (Standard for MTS)	2x UATYAC7SA + 2x UATYAC7SB (Standard for MTS)	3x UATYAC7SA + 3x UATYAC7SB (Standard for MTS)	6x UATYAC7SB (Standard for MTS)	12x UATYAC7SC (Standard for MTS)	12x UATYAC7SC (Standard for MTS)	12x UATYAC7SC (Standard for MTS)	2x UATYAC7SA + 2x UATYAC7SB (Standard for MTS)	3x UATYAC7SA + 3x UATYAC7SB (Standard for MTS)	6x UATYAC7SB (Standard for MTS)	12x UATYAC7SC (Standard for MTS)	12x UATYAC7SC (Standard for MTS)	12x UATYAC7SC (Standard for MTS)	12x UATYAC7SC (Standard for MTS)	12x UATYAC7SC (Standard for MTS)
	Filter ISO ePM10 50% (M5/F5)	2x UATYAEPM1050A + 2x UATYAEPM1050B	3x UATYAEPM1050A + 3x UATYAEPM1050B	3x UATYAEPM1050B	12x UATYAEPM1050C	12x UATYAEPM1050C	2x UATYAEPM1050A + 2x UATYAEPM1050B	3x UATYAEPM1050A + 3x UATYAEPM1050B	3x UATYAEPM1050B	12x UATYAEPM1050C	12x UATYAEPM1050C	12x UATYAEPM1050C	2x UATYAEPM1050A + 2x UATYAEPM1050B	3x UATYAEPM1050A + 3x UATYAEPM1050B	3x UATYAEPM1050B	12x UATYAEPM1050C	12x UATYAEPM1050C	12x UATYAEPM1050C	12x UATYAEPM1050C	12x UATYAEPM1050C
	Filter ISO ePM10 70% (M6)	2x UATYAEPM1070A + 2x UATYAEPM1070B	3x UATYAEPM1070A + 3x UATYAEPM1070B	6x UATYAEPM1070B	12x UATYAEPM1070C	12x UATYAEPM1070C	2x UATYAEPM1070A + 2x UATYAEPM1070B	3x UATYAEPM1070A + 3x UATYAEPM1070B	6x UATYAEPM1070B	12x UATYAEPM1070C	12x UATYAEPM1070C	12x UATYAEPM1070C	2x UATYAEPM1070A + 2x UATYAEPM1070B	3x UATYAEPM1070A + 3x UATYAEPM1070B	6x UATYAEPM1070B	12x UATYAEPM1070C	12x UATYAEPM1070C	12x UATYAEPM1070C	12x UATYAEPM1070C	12x UATYAEPM1070C
	Rigid bag filter ISO ePM1 50% (F7)	2x UATYAEPM150A + 2x UATYAEPM150B	3x UATYAEPM150A + 3x UATYAEPM150B	6x UATYAEPM150B	12x UATYAEPM150C	12x UATYAEPM150C	2x UATYAEPM150A + 2x UATYAEPM150B	3x UATYAEPM150A + 3x UATYAEPM150B	6x UATYAEPM150B	12x UATYAEPM150C	12x UATYAEPM150C	12x UATYAEPM150C	2x UATYAEPM150A + 2x UATYAEPM150B	3x UATYAEPM150A + 3x UATYAEPM150B	6x UATYAEPM150B	12x UATYAEPM150C	12x UATYAEPM150C	12x UATYAEPM150C	12x UATYAEPM150C	12x UATYAEPM150C
	Rigid bag filter ISO ePM1 85% (F9)	2x UATYAEPM185A + 2x UATYAEPM185B	3x UATYAEPM185A + 3x UATYAEPM185B	6x UATYAEPM185B	12x UATYAEPM185C	12x UATYAEPM185C	2x UATYAEPM185A + 2x UATYAEPM185B	3x UATYAEPM185A + 3x UATYAEPM185B	6x UATYAEPM185B	12x UATYAEPM185C	12x UATYAEPM185C	12x UATYAEPM185C	2x UATYAEPM185A + 2x UATYAEPM185B	3x UATYAEPM185A + 3x UATYAEPM185B	6x UATYAEPM185B	12x UATYAEPM185C	12x UATYAEPM185C	12x UATYAEPM185C	12x UATYAEPM185C	12x UATYAEPM185C
Control	UATYAC02P - Duct air quality CO ₂ probe	•	•	•	•	•	•	•	•	•	•	•	•	•	•	•	•	•	•	•
	UATYACAP - Constant air pressure control airflow transducer	•	•	•	•	•	•	•	•	•	•	•	•	•	•	•	•	•	•	•
	UATYAWRC - Remote touch screen wired remote controller	•	•	•	•	•	•	•	•	•	•	•	•	•	•	•	•	•	•	•
	UATYARRP - Room temperature return probe (incl. housing)	•	•	•	•	•	•	•	•	•	•	•	•	•	•	•	•	•	•	•
	UATYASA - Fire and smoke alarm	•	•	•	•	•	•	•	•	•	•	•	•	•	•	•	•	•	•	•
Other	Rainproof hood with anti-intrusion grille	not possible	not possible	not possible	not possible	not possible	UATYARPH3	UATYARPH4	UATYARPH5	UATYARPH6	UATYARPH6	UATYARPH6	UATYARPH6	UATYARPH1	UATYARPH2	UATYARPH8	UATYARPH7	UATYARPH7	UATYARPH7	UATYARPH7
	Rubber antivibration mounts	2x UATYAIVM1	2x UATYAIVM1	2x UATYAIVM1 + 1x UATYAIVM2	4x UATYAIVM1	2x UATYAIVM1 + 2x UATYAIVM2	2x UATYAIVM1	2x UATYAIVM1	3x UATYAIVM1 + 1x UATYAIVM2	4x UATYAIVM1	3x UATYAIVM1 + 1x UATYAIVM2	2x UATYAIVM1 + 2x UATYAIVM2	1x UATYAIVM1 + 2x UATYAIVM2	3x UATYAIVM1 + 1x UATYAIVM2	3x UATYAIVM1 + 2x UATYAIVM2	2x UATYAIVM1 + 2x UATYAIVM2	4x UATYAIVM1 + 1x UATYAIVM2	3x UATYAIVM1 + 2x UATYAIVM2	3x UATYAIVM1 + 2x UATYAIVM2	3x UATYAIVM1 + 2x UATYAIVM2
	Rubber antivibration mounts when gas heater is used	1x UATYAIVM1 + 1x UATYAIVM2	1x UATYAIVM1 + 1x UATYAIVM2	1x UATYAIVM1 + 2x UATYAIVM2	5x UATYAIVM1	5x UATYAIVM1	2x UATYAIVM1	1x UATYAIVM1 + 1x UATYAIVM2	4x UATYAIVM1	5x UATYAIVM1	5x UATYAIVM1	5x UATYAIVM1	1x UATYAIVM1 + 1x UATYAIVM2	2x UATYAIVM1 + 1x UATYAIVM2	4x UATYAIVM1	5x UATYAIVM1	4x UATYAIVM1 + 1x UATYAIVM2	3x UATYAIVM1 + 2x UATYAIVM2	3x UATYAIVM1 + 2x UATYAIVM2	3x UATYAIVM1 + 2x UATYAIVM2

Wide choice of factory-mounted **options** on **Made-To-Order** units

Indoor air treatment



- › Filters and rigid bag filters
- › Multistage filtration possible
- › From ISO Coarse 75% (G4) up to ISO ePM1 85% (F9)



- › Auxiliary heat sources for additional or complementary heating
- › Gas burner
- › Electric coil
- › Hot water coil

- › Pre-heater from heat recovery water coil, to recover waste heat from applications where heat is rejected



- › Steam humidifier and post-heating

- › Oversized and extraoversized supply and return radial EC plug fans to provide a higher ESP



- › Spring return dampers in case of power failure and/or fire alarm

Outdoor air treatment

- › Anticorrosion treatment on heat exchanger

- › Standard or EC axial fan

- › Softstarter on compressor for units $\geq 140\text{kW}$



- › Soundproof compartment on compressor

Control options

- › BMS gateway via Ethernet:
 - › SNMP & Modbus TCP/IP (standard BACnet TCP/IP connection can not be used anymore)

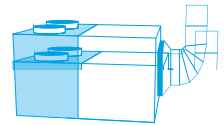
- › BMS gateway via 3-cable port:
 - › BACnet MS/TP OR Lonworks (standard Modbus RS485 connection can not be used anymore)

Field applied **accessories** for **Made-To-Order** units

	MTO - BASE series	MTO - FC2 series	MTO - FC3 series	MTO - RS4 series
Control	UATYACO2P - Duct air quality CO ₂ probe	•	•	•
	UATYACAP - Constant air pressure control airflow transducer	•	•	•
	UATYAWRC - Remote touch screen wired remote controller	•	•	•
	UATYARRP - Room temperature return probe (incl. housing)	•	•	•
	UATYASA - Fire and smoke detector	•	•	•
Other	Rubber antivibration mounts	• (1)	• (1)	• (1)
	Rainproof hood with anti-intrusion grille	• (1)	• (1)	• (1)

⁽¹⁾ Reference code to be selected in selection software

Specifications Made-To-Stock units



UATYA-BBAY1

More details and final information can be found by scanning or clicking the QR codes.



UATYA-BBAY1

UATYA20-30BBAY1



Indoor Unit		UATYA-BBAY1																		
			25	30	40	50	60	70	80	90	100	110	120	140	150	160	180	190		
Cooling capacity	Nom.	kW	25.8	33.4	38.7	45.7	58.8	65.3	74.8	89.8	95.8	108.9	115.0	133.4	144.7	154.6	171.9	187.0		
Heating capacity	Nom.	kW	25.3	31.1	36.3	46.2	55.1	64.9	68.5	84.2	92.8	101.5	108.0	123.1	136.4	147.1	157.1	176.9		
EER			2.83	3.09	3.06	2.96	3.12	2.92	3.09	3.06	2.97	2.99	2.91	3.14	3.02	3.05	3.07	2.97		
COP			3.22	3.31	3.26	3.24	3.25	3.21	3.37	3.22	3.20	3.35	3.25	3.44	3.33	3.26	3.33	3.27		
Space cooling	Capacity	Pdesign	kW	25.8	33.4	38.7	45.7	58.8	65.3	74.8	89.8	95.8	108.9	115.0	133.4	144.7	154.6	171.9	187.0	
	SEER		%	4.62	4.89	5.39	5.26	5.50	4.53	5.56	5.47	5.17	5.29	5.15	4.38	4.26	4.27	4.15	4.08	
Space heating (Average climate)	Capacity	Pdesign	kW	25.3	31.1	36.3	46.2	55.1	64.9	68.5	84.2	92.8	101.5	108.0	123.1	136.4	147.1	157.1	176.9	
	SCOP/A		%	131.0	132.2	143.8	143.0	135.6	133.5	145.2	143.0	141.6	139.3	138.3	132.5	131.4	130.8	129.5	130.6	
Evaporator	Supply side	Air discharge direction	Bottom, Right, Left																	
		Fan Air flow rate	m ³ /h	4,500	5,800	7,500	9,000	11,000	13,000	14,500	16,500	18,000	19,800	21,600	25,000	26,500	28,000	30,500	31,500	
	Return side	Nominal ESP	Pa	300																
		Air intake direction	Rear																	
Fresh air	Standard	No																		
	Thermodynamic heat recovery	No																		
Condenser	Air flow rate	Cooling	m ³ /h	15,725	16,038	16,374	16,341	31,183	32,203	35,774	37,285	36,195	38,143	36,865	70,704	72,395	67,733	70,200	72,005	
	Refrigerant	GWP		675																
Dimensions	Unit	Charge	kg/TCO2Eq	70.4/725	110.0/6,750	12.0/8,100	15.0/10,125	18.0/12,150	23.0/15,525	24.0/16,200	28.0/18,900	30.0/20,250	36.0/24,300	38.0/25,650	46.0/31,050	50.0/33,750				
		Height	mm	1,924			2,374			1,924			2,250			2,374				
		Width	mm	2,250																
		Depth	mm	2,427					4,317					5,117						
Weight	Unit	kg	852	908	966	986	1,551	1,651	1,798	1,856	1,922	2,008	2,018	2,454	2,462	2,504	2,558	2,636		
Casing	Colour																			
Sound pressure level	Cooling	dB(A)	63.9	66.0	68.0	67.3	69.0	68.1	72.6	68.7	69.9	70.6	74.2	68.3	68.7	69.1	70.0			
Sound power level	Cooling	dB(A)	82.2	84.3	86.8	86.1	88.5	87.5	92.5	88.6	89.8	90.5	94.1	88.6	89.0	89.3	90.2			
Operation range	Cooling	Min. ~ Max.	°CDB							-10 ~ 48										
	Heating	Min. ~ Max.	°CWB							-15 ~ 26										
Power supply	Phase/Frequency/Voltage	Hz/V	3~/50/400																	
Current	Recommended fuses	A	25	40	50	63	80	100					160			200				

UATYA-BFC2Y1

More details and final information can be found by scanning or clicking the QR codes.



UATYA-BFC2Y1

UATYA60-70BFC2Y1



Indoor Unit		UATYA-BFC2Y1																		
			25	30	40	50	60	70	80	90	100	110	120	140	150	160	180	190		
Cooling capacity	Nom.	kW	25.8	33.4	38.7	45.7	58.8	65.3	74.8	89.8	95.8	108.9	115.0	133.4	144.7	154.6	171.9	187.0		
	With 30% fresh air	kW	27.7	35.9	41.5	48.9	63.0	69.9	80.7	96.6	102.7	117.0	122.7	143.1	154.9	165.7	184.2	200.5		
Heating capacity	Nom.	kW	25.3	31.1	36.3	46.2	55.1	64.9	68.5	84.2	92.8	101.5	108.0	123.1	136.4	147.1	157.1	176.9		
	With 30% fresh air	kW	25.6	31.3	36.5	46.3	55.1	65.1	69.2	84.7	94.8	102.1	108.7	124.2	137.5	148.4	158.7	180.2		
EER	With 30% fresh air		2.97	3.26	3.21	3.10	3.28	3.06	3.26	3.24	3.13	3.13	3.03	3.29	3.16	3.19	3.21	3.10		
COP	With 30% fresh air		3.41	3.56	3.48	3.51	3.47	3.44	3.62	3.47	3.46	3.60	3.48	3.69	3.57	3.50	3.58	3.55		
Space cooling	Capacity	Pdesign	kW	25.8	33.4	38.7	45.7	58.8	65.3	74.8	89.8	95.8	108.9	115.0	133.4	144.7	154.6	171.9	187.0	
	SEER		%	4.62	4.89	5.39	5.26	5.50	4.53	5.56	5.47	5.17	5.29	5.15	4.38	4.26	4.27	4.15	4.08	
Space heating (Average climate)	Capacity	Pdesign	kW	25.3	31.1	36.3	46.2	55.1	64.9	68.5	84.2	92.8	101.5	108.0	123.1	136.4	147.1	157.1	176.9	
	SCOP/A		%	131.0	132.2	143.8	143.0	135.6	133.5	145.2	143.0	141.6	139.3	138.3	132.5	131.4	130.8	129.5	130.6	
Evaporator	Supply side	Air discharge direction	Frontal, Left																	
		Fan Air flow rate	m ³ /h	4,500	5,800	7,500	9,000	11,000	13,000	14,500	16,500	18,000	19,800	21,600	25,000	26,500	28,000	30,500	31,500	
	Return side	Nominal ESP	Pa	300																
		Air intake direction	Rear, Left, Right																	
Fresh air	Standard	No																		
	Thermodynamic heat recovery	Yes																		
Ratio	Standard	%	30																	
	In free cooling	%	100																	
Condenser	Air flow rate	Cooling	m ³ /h	15,725	16,038	16,374	16,341	31,183	32,203	35,774	37,285	36,195	38,143	36,865	70,704	72,395	67,733	70,200	72,005	
	Refrigerant	GWP		675																
Dimensions	Unit	Charge	kg/TCO2Eq	70.4/725	110.0/6,750	12.0/8,100	15.0/10,125	18.0/12,150	23.0/15,525	24.0/16,200	28.0/18,900	30.0/20,250	36.0/24,300	38.0/25,650	46.0/31,050	50.0/33,750				
		Height	mm	1,924			2,374			1,924			2,250			2,374				
		Width	mm	2,250																
		Depth	mm	2,943					4,879					5,679						
Weight	Unit	kg	981	1,014	1,084	1,143	1,703	1,803	1,984	2,040	2,110	2,196	2,206	2,658	2,668	2,708	2,746	2,828		
Casing	Colour																			
Sound pressure level	Cooling	dB(A)	63.9	66.0	68.0	67.3	69.0	68.1	72.6	68.7	69.9	70.6	74.2	68.3	68.7	69.1	70.0			
Sound power level	Cooling	dB(A)	82.2	84.3	86.8	86.1	88.5	87.5	92.5	88.6	89.8	90.5	94.1	88.6	89.0	89.3	90.2			
Operation range	Cooling	Min. ~ Max.	°CDB							-10 ~ 48										
	Heating	Min. ~ Max.	°CWB							-15 ~ 26										
Power supply	Phase/Frequency/Voltage	Hz/V	3~/50/400																	
Current	Recommended fuses	A	25	40	50	63	80	100					160			200				

UATYA-BFC3Y1



UATYA80-120BFC3Y1

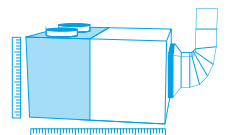
More details and final information can be found by scanning or clicking the QR codes.



UATYA-BFC3Y1

Indoor Unit		UATYA-BFC3Y1																
			25	30	40	50	60	70	80	90	100	110	120	140	150	160	180	190
Cooling capacity	Nom.	kW	25.8	33.4	38.7	45.7	58.8	65.3	74.8	89.8	95.8	108.9	115.0	133.4	144.7	154.6	171.9	187.0
	With 30% fresh air	kW	27.8	36.1	42.5	49.6	63.7	70.5	81.3	96.8	104.3	118.0	124.5	145.6	156.8	168.3	186.5	204.4
Heating capacity	Nom.	kW	25.3	31.1	36.3	46.2	55.1	64.9	68.5	84.2	92.8	101.5	108.0	123.1	136.4	147.1	157.1	176.9
	With 30% fresh air	kW	26.0	32.4	38.3	47.7	57.1	68.6	71.6	87.2	97.9	107.0	112.3	132.0	147.5	160.0	173.5	191.6
EER	With 30% fresh air		2.96	3.20	3.27	3.12	3.23	3.00	3.21	3.22	3.14	3.11	3.01	3.26	3.14	3.18	3.21	3.14
	With 30% fresh air		3.38	3.48	3.51	3.46	3.40	3.39	3.56	3.45	3.42	3.57	3.40	3.62	3.57	3.49	3.63	3.50
COP	With 30% fresh air		2.96	3.20	3.27	3.12	3.23	3.00	3.21	3.22	3.14	3.11	3.01	3.26	3.14	3.18	3.21	3.14
	With 30% fresh air		3.38	3.48	3.51	3.46	3.40	3.39	3.56	3.45	3.42	3.57	3.40	3.62	3.57	3.49	3.63	3.50
Space cooling	Capacity Pdesign	kW	25.8	33.4	38.7	45.7	58.8	65.3	74.8	89.8	95.8	108.9	115.0	133.4	144.7	154.6	171.9	187.0
	SEER		4.62	4.89	5.39	5.26	5.50	4.53	5.56	5.47	5.17	5.29	5.15	4.38	4.26	4.27	4.15	4.08
Space heating (Average climate)	Capacity Pdesign	kW	181.6	192.6	212.5	207.0	217.1	178.1	219.4	215.8	203.7	208.6	203.0	172.1	167.2	167.6	162.8	160.2
	SCOP/A		3.35	3.38	3.67	3.65	3.47	3.41	3.70	3.65	3.62	3.56	3.53	3.39	3.36	3.34	3.31	3.34
Evaporator	Supply side	Air discharge direction	Frontal, Left								Bottom, Right, Left, Frontal							
	Fan	Air flow rate	m ³ /h	4,500	5,800	7,500	9,000	11,000	13,000	14,500	16,500	18,000	19,800	21,600	25,000	26,500	28,000	30,500
Return side	Air intake direction	Rear				Right												
	Fan	Air flow rate	m ³ /min	4,500	5,800	7,500	9,000	11,000	13,000	14,500	16,500	18,000	19,800	21,600	25,000	26,500	28,000	30,500
Fresh air	Standard	Nominal ESP	300								300							
	Ratio	Standard	Yes								Yes							
Condenser	Air flow rate Cooling	m ³ /h	15,725	16,038	16,374	16,341	31,183	32,203	35,774	37,285	36,195	38,143	36,865	70,704	72,395	67,733	70,200	72,005
	Refrigerant	GWP	675															
Dimensions	Unit	Height	mm	1,924		2,374		1,924		2,250				2,374				
	Unit	Width	mm	3,514				6,317				7,117						
Weight	Unit	Depth	mm	3,514				6,317				7,117						
	Casing	Colour	kg	1,166	1,196	1,310	1,329	1,996	2,094	2,336	2,382	2,452	2,548	2,558	3,024	3,035	3,074	3,192
Sound pressure level	Cooling	dB(A)	63.9	66.0	68.0	67.3	69.0	68.1	72.6	68.7	69.9	70.6	74.2	68.3	68.7	69.1	70.0	
	Heating	dB(A)	82.2	84.3	86.8	86.1	88.5	87.5	92.5	88.6	89.8	90.5	94.1	88.6	89.0	89.3	90.2	
Operation range	Cooling	Min. ~ Max.	°CDB -10 ~ 48															
	Heating	Min. ~ Max.	°CWB -15 ~ 26															
Power supply	Phase/Frequency/Voltage	Hz/V	3~/50 /400															
Current	Recommended fuses	A	25	40		50		63	80	100				160		200		

Specifications Made-To-Order units



All naming in the tables above is valid for Made-To-Stock units only.

For specifications and configuration of Made-To-Order units refer to our selection software.



Select and configure your rooftop now!
rooftop.daikin.eu



Rooftop selection software

Making selection easy, anytime, anywhere.

- › Web & cloudbased, access to your projects from anywhere, any place,...
- › Platform (Windows, Mac,...) and hardware (laptop, desktop, tablet) independent
- › No need to do local installation or updates




Select and configure your rooftop now!
rooftop.daikin.eu



Download our objects now!
bim.daikin.eu



Daikin Europe N.V. Naamloze Vennootschap Zandvoordestraat 300 · 8400 Oostende · Belgium · www.daikin.eu · BE 0412 120 336 · RPR Oostende (Responsible Editor)



ECPEN22-117

06/2022



The present publication is drawn up by way of information only and does not constitute an offer binding upon Daikin Europe N.V. Daikin Europe N.V. has compiled the content of this publication to the best of its knowledge. No express or implied warranty is given for the completeness, accuracy, reliability or fitness for particular purpose of its content and the products and services presented therein. Specifications are subject to change without prior notice. Daikin Europe N.V. explicitly rejects any liability for any direct or indirect damage, in the broadest sense, arising from or related to the use and/or interpretation of this publication. All content is copyrighted by Daikin Europe N.V.

Printed on non-chlorinated paper.