

Inverter Chillers & Heat Pumps

EWA(Y)T-CZ series



R-32 technology at its best



Why choose Daikin chiller & heat pump range?



Low environmental impact

The new R-32 Small Inverter Chiller provides the lowest direct and indirect CO2 emissions levels. That makes it an environmentally friendly series, also thanks to the use of R-32, which is known for being a low GWP and sustainable refrigerant.



Top class efficiency

This new series stands out for being able to provide the best efficiency levels in the market, both in cooling and heating mode, allowing substantial savings on energy bills.



Leadership in R-32 technology

Daikin can count on the highest number of R-32 installations around the world. That not only means being the most experienced, but also means being the most knowledgeable and reliable brand producing R-32 technology.



Infinite application possibilities

The R-32 Small Inverter Chiller series has been designed to meet the needs of the widest possible range of applications, from process cooling applications, to residential, commercial and data centers applications. All that to provide customers with an extremely flexible solution to their needs.



Optimized system solutions

The management of multiple units in parallel as well as the advanced control logics for optimizing the heating and cooling production and fulfil domestic hot water needs provide this new Series a with a full set of invaluable features.



Advanced connectivity

Complexity has been reduced by moving from hardware to software tools. Thanks to a newly designed Configuration App, it possible to let the units of this Series communicate with any external BMS.



Compact design

The new R-32 Small Inverter Chiller comes in three different layouts, all providing a very compact footprint despite the cooling/heating capacity they can deliver. That makes the series a great solution for projects dealing with space issues.



Widespread support network

Daikin customers, other than benefiting from the quality standards associated with the brand, they can benefit from Daikin's widespread network of installers and after sales support teams around the world.



BLUEEVOLUTION

- › Capacity range from **16 to 90 kW**
- › **Extended operating limits** both in Heating and Cooling versions
- › **Full inverter** technology
- › **DC-Inverter** scroll compressors
- › **High Efficiency** DC-Inverter Axial fans
- › **Inverter pump kit** both Low and High Lift
- › Optimized Cu-Al **condensing coil**

EWA(Y)T-CZ

scroll inverter chillers



Suitable for comfort & process applications



Working conditions

Heating guaranteed all year round and hot water production up to 60°C and cooling from -20°C up to 52°C in order to respond to all countries need installations.



Capacity range and layout



16-25 kW



32-50 kW



64-90 kW



Full inverter technology

SEER up to 5.76 | SCOP up to 4.19 | SEPR up to 8.48

The most advanced technology with **highest efficiency and quality levels**.

Unrivalled and proven reliability thanks to testing of chillers and components in different locations even at extreme working conditions.

Daikin's **Scroll compressors** can benefit from Inverter technology that **increases** this Series' **efficiency performance**, both at full load and part load, which is very important, as chillers and heat pumps usually operate at part load conditions for most of their operating time.

Great energy efficiency levels are also granted by the **Inverter Driven Fans**, which, along with the Inverter Scroll Compressors, make this new R-32 Small Inverter Chiller a **full Inverter Series**.

The **operating range** of the unit can be extended up to the standard operating limit of the unit thanks to the **HIGH AMBIENT TEMPERATURE KIT** and a specific electrical design for high ambient temperatures (up to 52°C).



Plant management & connectivity

Master/Slave or Modbus RTU are standard to ensure a perfect plant Connectivity.

Remote monitoring and system optimization with Daikin proprietary cloud platform Daikin On Site.

- > Predictive maintenance to prevent breakdowns
- > Visualize energy consumption to reduce energy costs
- > Monitor and control your building no matter where you are via the **Daikin On Site**
- > Remote diagnostic support to increase your system lifetime
- > Manage **Multiple sites**

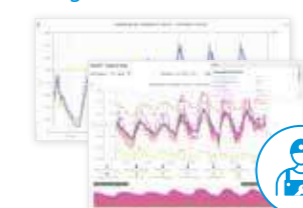


Dashboards



OPERATOR

Diagnostics



SERVICE

Remote software upgrade



DAIKIN

Cooling only EWAT-CZ series

Cooling only		EWAT-CZ/CZP/CZH		016	021	025	032	40- MONO	40- DUAL	050	064	090		
Cooling capacity	Nom.	kW	15.9 (1)/16.1 (2)/16.2 (3)	20.9 (1)/21.1 (2)/21.2 (3)	25.6 (1)/25.9 (2)/25.9 (3)	32.4 (1)/32.7 (2)/32.8 (3)	39.6 (1)/39.9 (2)/40.1 (3)	41.4 (1)/41.7 (2)/41.8 (3)	50.8 (1)/51.1 (2)/51.3 (3)	64 (1)/64.4 (2)/64.5 (3)	88.3 (1)/88.8 (2)/88.9 (3)			
	Max.		18.3 (1)/18.6 (2)/18.7 (3)	25 (1)/25.3 (2)/25.4 (3)	29.3 (1)/29.6 (2)/29.6 (3)	38.6 (1)/38.9 (2)/39.1 (3)	45.2 (1)/45.6 (2)/45.7 (3)	49.6 (1)/50 (2)/50.1 (3)	58.2 (1)/58.6 (2)/58.7 (3)	72.7 (1)/73.3 (2)/73.4 (3)	98.3 (1)/98.8 (2)/98.9 (3)			
Power input	Cooling	Nom.	kW											
			5.5 (1)/5.45 (2)/5.6 (3)	6.6 (1)/6.56 (2)/6.7 (3)	8.5 (1)/8.48 (2)/8.7 (3)	10.3 (1)/10.3 (2)/10.4 (3)	13.4 (1)/13.3 (2)/13.5 (3)	17 (1)/16.9 (2)/17 (3)	21.8 (1)/21.9 (2)/22 (3)	31 (1)/31.1 (2)/31.2 (3)				
Capacity control	Method	Inverter controlled												
	Minimum capacity	%	18	14	12	19	15	14	12	15	14			
EER			2.90 (1)/2.96 (2)/2.89 (3)	3.16 (1)/3.22 (2)/3.15 (3)	3.00 (1)/3.05 (2)/2.98 (3)	3.13 (1)/3.18 (2)/3.14 (3)	2.95 (1)/3.00 (2)/2.97 (3)	3.12 (1)/3.17 (2)/3.15 (3)	2.98 (1)/3.03 (2)/3.02 (3)	2.93 (1)/2.95 (2)/2.93 (3)	2.84 (1)/2.85 (2)/2.85 (3)			
IPLV			5.83	6.29	6.05	6.25	5.87	6.37	5.92	5.88	5.61			
SEER			5.00 (1)/5.30 (2)/5.20 (3)	5.00 (1)/5.41 (2)/5.32 (3)	5.06 (1)/5.41 (2)/5.34 (3)	5.21 (1)/5.70 (2)/5.67 (3)	5.09 (1)/5.36 (2)/5.34 (3)	5.41 (1)/5.76 (2)/5.76 (3)	5.33 (1)/5.48 (2)/5.40 (3)	5.21 (1)/5.34 (2)/5.27 (3)	5.03 (1)/5.18 (2)/5.12 (3)			
ηs,c		%	197 (1)/209 (2)/205 (3)	197 (1)/213 (2)/210 (3)	200 (1)/213 (2)/211 (3)	205 (1)/225 (2)/224 (3)	201 (1)/211 (2)/210 (3)	213 (1)/228 (2)/213 (3)	210 (1)/216 (2)/216 (3)	205 (1)/211 (2)/208 (3)	198 (1)/204 (2)/202 (3)			
Dimensions	Unit	Height	mm											
		Width	1,552			1,752			2,306			2,906		3,506
		Depth	802			814			814		814			
Weight	Unit	kg	222 (1)/256 (2) (3)	245 (1)/278 (2) (3)			340 (1)/383 (2) (3)	339 (1)/382 (2) (3)	480 (1)/531 (2) (3)		574 (1)/630 (2) (3)	672 (1)/727 (2) (3)		
			Brazed plate HE											
Water heat exchanger	Type	Brazed plate HE												
	Water flow rate	Cooling	Nom.	l/s										
				0.8	1	1.2	1.6	1.9	2	2.4	3.1	4.2		
	Water pressure drop	Cooling	Total	kPa										
			19.8	11.3	16.3	19.2	27.6	9.91	14.3	21.7	20.1			
	Water volume	l												
			1	2			5			8				
Air heat exchanger	Type	Al Fins&Cu Tubes												
Compressor	Type	Hermetically sealed scroll compressor												
	Quantity	1					2							
Fan	Type	Axial												
	Quantity	1			2			3		4				
Air flow rate	Cooling	Nom.	l/s											
			3227	3122	3524	5080	6701	5444	7048	8967	13402			
Sound power level	Cooling	Nom.	dBA											
			76	78	79	80			81	83	85			
Operation range	Air side	Cooling	Min.~Max.	°CDB										
				-20~-52										
	Water side	Cooling	Min.~Max.	°CDB										
				-15~-25										
Refrigerant	Type	R32												
	Circuits	Quantity	1					2						
	Control	Electronic expansion valve												
	GWP	675												
Refrigerant charge	Total	kg	3	5.5	5.5	7	8	12	12	13	16			
		kgCO2eq	2025	3713	3713	4725	5400	8100	8100	8775	10800			
Water circuit	Piping connections diameter	inch	1-1/4" (female)					2" (female)						
Unit	Running current	Max	A											
			17 (1)/21 (2)/21 (3)	21 (1)/25 (2)/25 (3)	23 (1)/27 (2)/27 (3)	34 (1)/38 (2)/39 (3)	38 (1)/42 (2)/43 (3)	41 (1)/45 (2)/46 (3)	46 (1)/50 (2)/51 (3)	61 (1)/66 (2)/68 (3)	83 (1)/88 (2)/90 (3)			
Power supply	Phase/Frequency/Voltage	Hz/V	3N~/50/400											

(1) EWAT-CZ: version without pump. (2) EWAT-CZP: version with pump low lift. (3) EWAT-CZH: version with pump high lift. All the cooling performances (cooling capacity, unit power input in cooling and EER) are based on the following conditions: 12,0/7,0°C; ambient 35,0°C, unit at full load operation; operating fluid: water; fouling factor = 0. EN14511:2018. SEER is calculated in accordance with the regulation No. 2281/2016 and standard EN14825 for information only, unless the unit is a "cooling-only" type.

Performances according to CSS software 10.29

Heat pump EWYT-CZ series

Heating & cooling		EWYT-CZ/CZP/CZH		016	021	025	032	40- MONO	40- DUAL	050	064	090		
Cooling capacity	Nom.	kW	15.9 (1)/16.1 (2)/16.2 (3)	20.9 (1)/21.1 (2)/21.2 (3)	25.6 (1)/25.9 (2)/25.9 (3)	32.4 (1)/32.7 (2)/32.8 (3)	39.6 (1)/39.9 (2)/40.1 (3)	41.4 (1)/41.7 (2)/41.8 (3)	50.8 (1)/51.1 (2)/51.3 (3)	64 (1)/64.4 (2)/64.5 (3)	88.3 (1)/88.8 (2)/88.9 (3)			
	Max.		18.3 (1)/18.6 (2)/18.7 (3)	25 (1)/25.3 (2)/25.4 (3)	29.3 (1)/29.6 (2)/29.6 (3)	38.6 (1)/38.9 (2)/39.1 (3)	45.2 (1)/45.6 (2)/45.7 (3)	49.6 (1)/50 (2)/50.1 (3)	58.2 (1)/58.6 (2)/58.7 (3)	72.7 (1)/73.3 (2)/73.4 (3)	98.3 (1)/98.8 (2)/98.9 (3)			
Heating capacity	Nom.	kW	15.9 (1)/15.62 (2)/15.5 (3)	20.2 (1)/19.93 (2)/19.8 (3)	24.8 (1)/24.6 (2)/24.5 (3)	32.4 (1)/32.08 (2)/32 (3)	39.4 (1)/39 (2)/38.9 (3)	40.3 (1)/40.01 (2)/39.9 (3)	49.8 (1)/49.49 (2)/49.4 (3)	61.9 (1)/61.43 (2)/61.3 (3)	85.8 (1)/85.33 (2)/85.2 (3)			
	Max.		18.3 (1)/18 (2)/18 (3)	24.3 (1)/24 (2)/23.9 (3)	28.7 (1)/28.4 (2)/28.3 (3)	36.5 (1)/36.2 (2)/36.1 (3)	44.7 (1)/44.3 (2)/44.2 (3)	48.7 (1)/48.4 (2)/48.3 (3)	57.3 (1)/57.9 (2)/57.8 (3)	69.2 (1)/68.7 (2)/68.6 (3)	94.7 (1)/94.1 (2)/94 (3)			
Power input	Cooling	Nom.	kW											
			5.5 (1)/5.45 (2)/5.6 (3)	6.6 (1)/6.56 (2)/6.7 (3)	8.5 (1)/8.48 (2)/8.7 (3)	10.3 (1)/10.3 (2)/10.4 (3)	13.4 (1)/13.3 (2)/13.5 (3)	17 (1)/16.9 (2)/17 (3)	21.8 (1)/21.9 (2)/22 (3)	31 (1)/31.1 (2)/31.2 (3)				
	Heating	Nom.	kW											
			4.7 (1)/4.63 (2)/4.8 (3)	5.8 (1)/5.81 (2)/6 (3)	7.5 (1)/7.42 (2)/7.6 (3)	9.4 (1)/9.32 (2)/9.5 (3)	11.8 (1)/11.7 (2)/11.9 (3)	15.4 (1)/15.3 (2)/15.4 (3)	19.1 (1)/19.2 (2)/19.3 (3)	27.2 (1)/27.3 (2)/27.4 (3)				
Capacity control	Method	Inverter controlled												
	Minimum capacity	%	18	14	12	19	15	14	12	15	14			
EER			2.9 (1)/2.96 (2)/2.89 (3)	3.16 (1)/3.22 (2)/3.15 (3)	3 (1)/3.05 (2)/2.98 (3)	3.13 (1)/3.18 (2)/3.14 (3)	2.95 (1)/3.00 (2)/2.97 (3)	3.12 (1)/3.17 (2)/3.15 (3)	2.98 (1)/3.03 (2)/3.02 (3)	2.93 (1)/2.95 (2)/2.93 (3)	2.84 (1)/2.85 (2)/2.85 (3)			
COP			3.41 (1)/3.37 (2)/3.24 (3)	3.46 (1)/3.43 (2)/3.31 (3)	3.33 (1)/3.31 (2)/3.22 (3)	3.45 (1)/3.44 (2)/3.37 (3)	3.33 (1)/3.33 (2)/3.28 (3)	3.38 (1)/3.38 (2)/3.33 (3)	3.24 (1)/3.23 (2)/3.17 (3)	3.23 (1)/3.2 (2)/3.17 (3)	3.16 (1)/3.13 (2)/3.12 (3)			
SEER			5 (1)/5.3 (2)/5.2 (3)	5 (1)/5.41 (2)/5.32 (3)	5.06 (1)/5.41 (2)/5.34 (3)	5.21 (1)/5.7 (2)/5.67 (3)	5.09 (1)/5.36 (2)/5.34 (3)	5.41 (1)/5.76 (2)/5.76 (3)	5.33 (1)/5.48 (2)/5.40 (3)	5.21 (1)/5.34 (2)/5.27 (3)	5.03 (1)/5.18 (2)/5.12 (3)			
ηs,c		%	197 (1)/209 (2)/205 (3)	197 (1)/213 (2)/210 (3)	200 (1)/213 (2)/211 (3)	205 (1)/225 (2)/224 (3)	201 (1)/211 (2)/210 (3)	213 (1)/228 (2)/213 (3)	210 (1)/216 (2)/216 (3)	205 (1)/211 (2)/208 (3)	198 (1)/204 (2)/202 (3)			
Space heating	Average climate water outlet 35°C	General	ηs (Seasonal space heating efficiency)	%										
				153 (1)/158 (2)/152 (3)	157 (1)/165 (2)/159 (3)	160 (1)/165 (2)/160 (3)	159 (1)/164 (2)/161 (3)	160 (1)/164 (2)/162 (3)	158 (1)/165 (2)/163 (3)	157 (1)/162 (2)/161 (3)	156 (1)/157 (2)/155 (3)	157 (1)/159 (2)/157 (3)		
		SCOP Low Temp.	%											
			3.89 (1)/4.03 (2)/3.88 (3)	4 (1)/4.19 (2)/4.06 (3)	4.07 (1)/4.19 (2)/4.08 (3)	4.06 (1)/4.18 (2)/4.11 (3)	4.07 (1)/4.18 (2)/4.13 (3)	4.02 (1)/4.19 (2)/4.12 (3)	3.98 (1)/4.01 (2)/3.94 (3)	4 (1)/4.04 (2)/4 (3)				
	Seasonal space heating eff. Class	A++												
Dimensions	Unit	Height	mm											
		Width	1,552			1,752			2,306			2,906		3,506
		Depth	802			814			814		814			
Weight	Unit	kg	227 (1)/261 (2) (3)	252 (1)/286 (2) (3)			350 (1)/393 (2) (3)	349 (1)/392 (2)/3	494 (1)/546 (2) (3)		588 (1)/644 (2) (3)	693 (1)/749 (2) (3)		
Water heat exchanger	Type	Brazed plate HE												
	Water flow rate	Cooling	Nom.	l/s										
				0.8	1	1.2	1.6	1.9	2	2.4	3.1	4.2		
	Water pressure drop	Cooling	Total	kPa										
			19.8	11.3	16.3	19.2	27.6	9.91	14.3	21.7	20.1			
	Water volume	l												
			1	2			5			8				
Air heat exchanger	Type	Al Fins&Cu Tubes												
Compressor	Type	Hermetically sealed scroll compressor												
	Quantity	1					2							
Fan	Type	Axial												
	Quantity	1			2			3		4				
Air flow rate	Cooling	Nom.	l/s											
			3227	3122	3524	5080	6701	5444	7048	8967	13402			
Sound power level	Cooling	Nom.	dBA											
			76	78	79	80			81	83	85			
Operation range	Air side	Cooling	Min.~Max.	°CDB										
				-20~-52										
	Water side	Cooling	Min.~Max.	°CDB										
				-15~-25										
	Heating	Min.~Max.	°CDB											
				20~60										
Refrigerant	Type	R32												
	Circuits	Quantity	1					2						
	Control	Electronic expansion valve												
	GWP	675												
Refrigerant charge	Total	kg	3	5.5	5.5	7	8	12	12	13	16			
		kgCO2eq	2025	3713	3713	4725	5400	8100	8100	8775	10800			
Water circuit	Piping connections diameter	inch	1-1/4" (female)					2" (female)						
Unit	Running current	Max	A											
Power supply	Phase/Frequency/Voltage	Hz/V	3N~/50/400											

(1) EWYT-CZ: version without pump. (2) EWYT-CZP: version with pump low lift. (3) EWYT-CZH: version with pump high lift. All the cooling performances (cooling capacity, unit power input in cooling and EER) are based on the following conditions: 12,0/7,0°C; ambient 35,0°C, unit at full load operation; operating fluid: water; fouling factor = 0. EN14511:2018

All the heating performances (heating capacity, unit power input in heating and COP) are based on the following conditions: 40,0/45,0°C; ambient 7,0°C, unit at full load operation; operating fluid: water; fouling factor = 0. EN14511:2018

SEER is calculated in accordance with the regulation No. 2281/2016 and standard EN14825 for information only, unless the unit is a "cooling-only" type.

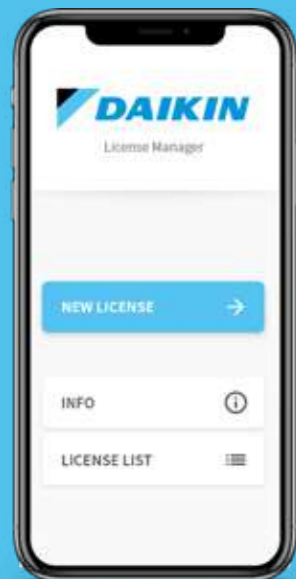
The values of Low Temperature SCOP and ηs are calculated in accordance with the Ecodesign regulation No. 813/2013 and the standard EN 14825-2018.

Performances according to CSS software 10.29

Daikin License Manager

the mobile App to enable BMS communication protocols on the new Small Inverter Chiller

When ordering the **Connectivity Kit**, you will receive a **Connectivity card**. The card will report a unique **Activation ID (QR code)** identifying the license for a specific **SIC unit controller**. The SIC controller has a **sticker** that must be put on the **Connectivity card** in order to use it with the app.



1 SCAN

Frame the **Connectivity card** with your camera



2 DOWNLOAD

Download the license to the SIC unit controller




3 CONGRATULATIONS

You can now connect your Chiller to your BMS





Daikin Europe N.V. Naamloze Vennootschap Zandvoordestraat 300 · 8400 Oostende · Belgium · www.daikin.eu · BE 0412 120 336 · RPR Oostende (Publisher)



ECPEN21-xxx

05/21



Daikin Europe N.V. participates in the Eurovent Certified Performance programme for Liquid Chilling Packages and Hydronic Heat Pumps, Fan Coil Units and Variable Refrigerant Flow systems. Check ongoing validity of certificate: www.eurovent-certification.com



The present publication is drawn up by way of information only and does not constitute an offer binding upon Daikin Europe N.V. Daikin Europe N.V. has compiled the content of this publication to the best of its knowledge. No express or implied warranty is given for the completeness, accuracy, reliability or fitness for particular purpose of its content and the products and services presented therein. Specifications are subject to change without prior notice. Daikin Europe N.V. explicitly rejects any liability for any direct or indirect damage, in the broadest sense, arising from or related to the use and/or interpretation of this publication. All content is copyrighted by Daikin Europe N.V.

Printed on non-chlorinated paper.